

# Vanguard Investment Series PLC – Global Stock Index Fund



Global developed market large/mid cap equities. Passive tracker on MSCI World Index.

## About the Fund

Data as of April 30th 2026

The Vanguard Group is a US-based private investment firm founded in 1975 by John Bogle, and is best known for offering low cost, uncomplicated mutual fund and ETF solutions. It manages over US\$12tn worth of assets.

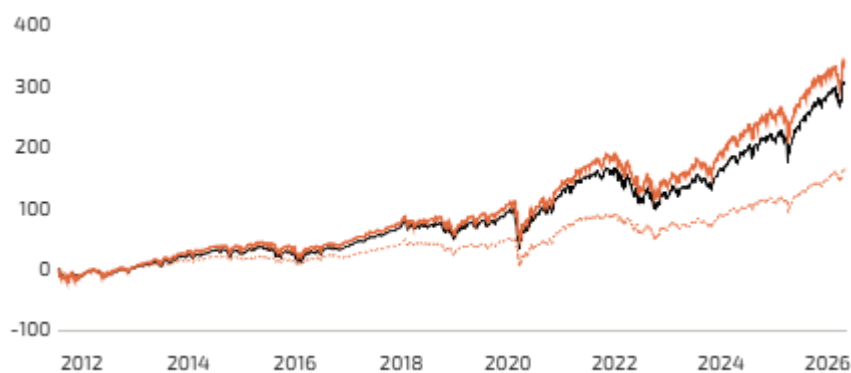
The **Vanguard Global Stock Index Fund** is a passive index solution that tracks the MSCI World Index using a full physical replication approach. The index is a free float-adjusted market capitalisation weighted index that is designed to measure the global developed equity market performance of 23 developed markets across large and mid caps, covering ~85% of the investable equity opportunity set in developed markets. The fund has >1300 holdings similar to the index.

## Vanguard Investment Series PLC – Global Stock Index Fund

ISIN	IE00B03HD209
Management Style	Index-based
Asset Class	Global Equities - Core
TER	0.18% p.a.
Distribution policy	Accumulating
Inception	1998-08-04
Share Class	USD
Max. recommended Portfolio share	100%

## Performance

### Price Performance – Maximum Period



### Building Block Returns

#### Vanguard Investment Series PLC – Global Stock Index Fund

Ann. return (3-year):	19.62%
Ann. return (5-year):	11.20%
Ann. return (10-year):	12.54%
Ann. Standard Deviation (5-year):	15.11%

This fund represents passive exposure to the global developed markets large/mid cap equities.

### Benchmark Returns

#### SPDR MSCI All Country World UCITS ETF

Ann. return (3-year):	19.93%
Ann. return (5-year):	10.65%
Ann. return (10-year):	12.24%
Ann. Standard Deviation (5-year):	14.33%

[↗ Link to the Funds FairSheet](#)

The SPDR MSCI All Country World UCITS ETF tracks the MSCI All Country World Index (ACWI) and can be used to represent broad global equities exposures, returns and volatility.

### FairHorizon Benchmark Returns

#### Dimensional Funds PLC – World Allocation 80/20 Fund

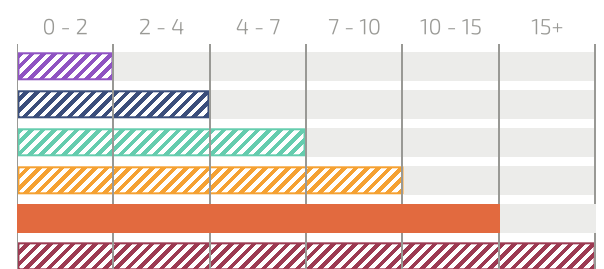
Ann. return (3-year):	15.12%
Ann. return (5-year):	7.92%
Ann. return (10-year):	—
Ann. Standard Deviation (5-year):	12.44%

[↗ Link to the Funds FairSheet](#)

The Dimensional World Allocation 80/20 Fund is our FAIRHORIZON Orange reference benchmark solution that has 80% global developed equities and 20% global investment grade short-to-medium maturity bonds for global defensive equity-like returns and volatility.

## The FairHorizon Context

### Investment-Time-Horizon in years



Expected long-term return	2 - 4% p.a.
Expected volatility	3 - 5% p.a.

## Why we prefer this fund

### Relevance of strategy

This fund represents passive exposure to the global developed markets large/mid cap equities.

## Historical maximum drawdown & recovery time



Max drawdown (since inception) -57.92%  
Recovery Period 1528 Days

## Diversification



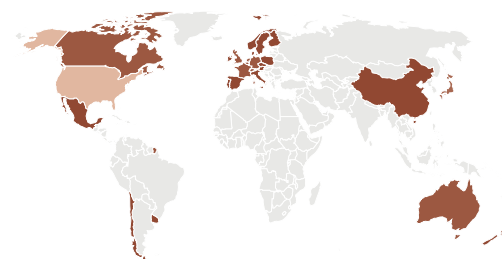
Top 10 Holdings

NVIDIA Corp	5.34%
Apple Inc	4.70%
Microsoft Corp	3.29%
Amazon.com Inc	2.52%
Alphabet Inc Class A Common Sh	2.11%
Alphabet Inc Class C Common Sh	1.76%
Broadcom Inc	1.76%
Meta Platforms Inc Class A	1.57%
Tesla Inc	1.32%
Eli Lilly & Co	0.93%



Sectors

Technology	25.45%
Financials	16.31%
Industrials	11.12%
Health Care	9.58%
Communications	9.16%
Consumer Discretionary	8.77%
Consumer Staples	6.11%
Energy	4.70%
Materials	4.05%
Utilities	2.90%
Real Estate	1.81%
Others	0.00%



Geography

U.S.A.	69.77%
Japan	5.71%
United Kingdom	3.77%
Canada	3.58%
Switzerland	2.77%
France	2.36%
Germany	2.27%
Australia	1.70%
Netherlands	1.57%
Ireland	0.99%
Spain	0.94%
Others	4.57%

## Like this Fund? Talk to us!

Would you like to learn more about this investment solution or about us?

[DISCUSS WITH OUR RESEARCH TEAM](#)



**Mario Becker**  
CEO & Founder  
mario@dfosg



**Lim Chuin Hao**  
Head of Research  
ch@dfosg

