

R1

Vanguard Emerging Markets Stock Index Fund



Emerging markets large/mid cap equities. Passive tracker on MSCI EM Index.

About the Fund

Data as of April 30th 2026

The Vanguard Group is a US-based private investment firm founded in 1975 by John Bogle, and is best known for offering low cost, uncomplicated mutual fund and ETF solutions. It manages over US\$12tn worth of assets.

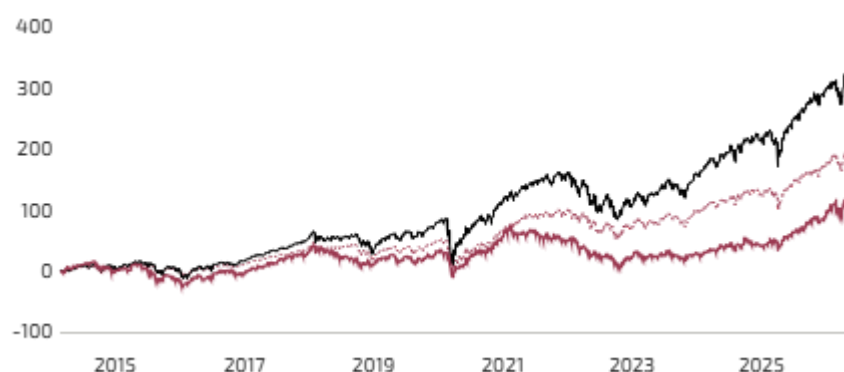
The **Vanguard Emerging Markets Stock Index Fund** is a passive index solution that tracks the MSCI Emerging Markets Index using a full physical replication approach. The index is a free float-adjusted market cap index that tracks large and mid caps across 24 Emerging Markets (EM) countries, covering over 1190 constituents that represent approximately 85% of the investable universe. The fund has ~1200 holdings similar to the index.

Vanguard Emerging Markets Stock Index Fund/Ireland

ISIN	IE0031787223
Management Style	Index-based
Asset Class	<u>Emerging Market Equities - Core</u>
TER	0.23% p.a.
Distribution policy	Accumulating
Inception	2014-02-27
Share Class	USD
Max. recommended Portfolio share	30%

Performance

Price Performance – Maximum Period



Building Block Returns

Vanguard Emerging Markets Stock Index Fund

Ann. return (3-year):	20.40%
Ann. return (5-year):	5.81%
Ann. return (10-year):	8.97%
Ann. Standard Deviation (5-year):	18.13%

This fund represents passive exposure to the Emerging Markets large/mid cap equities.

Benchmark Returns

SPDR MSCI All Country World UCITS ETF

Ann. return (3-year):	19.93%
Ann. return (5-year):	10.65%
Ann. return (10-year):	12.24%
Ann. Standard Deviation (5-year):	14.33%

[↗ Link to the Funds FairSheet](#)

FairHorizon Benchmark Returns

Dimensional Funds PLC - World Equity Fund

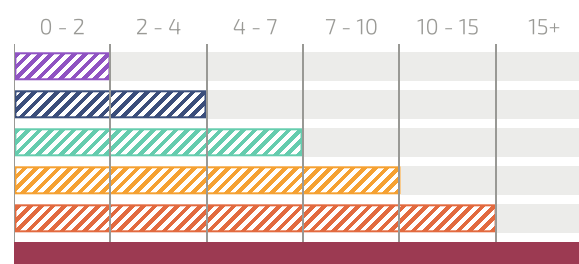
Ann. return (3-year):	17.79%
Ann. return (5-year):	9.56%
Ann. return (10-year):	—
Ann. Standard Deviation (5-year):	14.96%

[↗ Link to the Funds FairSheet](#)

The Dimensional World Equity Fund is our FAIRHORIZON Red reference benchmark solution that has primarily global developed equities for long-term global equity-like returns and volatility.

The FairHorizon Context

Investment-Time-Horizon in years



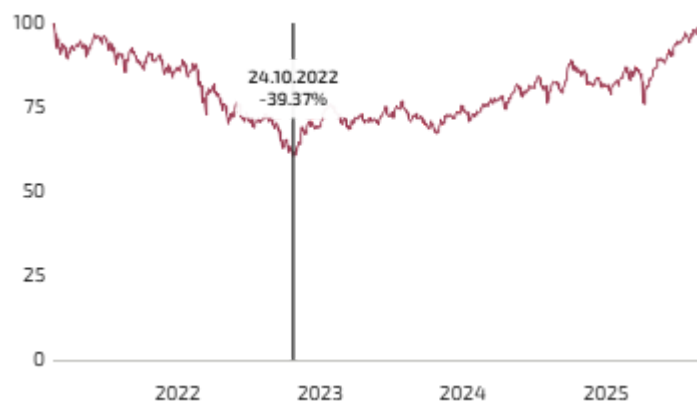
Expected long-term return	2 - 4% p.a.
Expected volatility	3 - 5% p.a.

Why we prefer this fund

Relevance of strategy

This fund represents passive exposure to the Emerging Markets large/mid cap equities.

Historical maximum drawdown & recovery time



Max drawdown (since inception) -39.37%
Recovery Period 1052 Days

Diversification



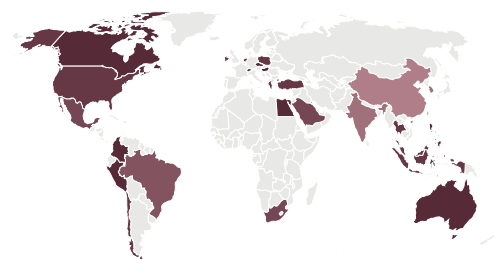
Top 10 Holdings

Taiwan Semiconductor Manufactu	13.29%
Samsung Electronics Co Ltd	5.07%
Tencent Holdings Ltd	3.86%
SK hynix Inc	2.82%
Alibaba Group Holding Ltd	2.56%
China Construction Bank Corp H	1.01%
HDFC Bank Ltd	0.86%
Reliance Industries Ltd Ordin	0.84%
Delta Electronics Inc	0.82%
Hon Hai Precision Industry Co	0.72%



Sectors

Technology	31.18%
Financials	21.81%
Consumer Discretionary	9.26%
Communications	9.22%
Materials	8.01%
Industrials	6.24%
Energy	4.21%
Consumer Staples	3.54%
Health Care	2.97%
Utilities	2.34%
Real Estate	1.22%
Others	0.00%



Geography

Taiwan	22.53%
China	20.62%
South Korea	15.48%
India	12.58%
Brazil	5.08%
Hong Kong	3.56%
South Africa	3.08%
Saudi Arabia	3.07%
Mexico	2.08%
U.A.E.	1.32%
Malaysia	1.23%
Others	9.38%

Like this Fund? Talk to us!

Would you like to learn more about this investment solution or about us?

[DISCUSS WITH OUR RESEARCH TEAM](#)



Mario Becker
CEO & Founder
mario@dfosg



Lim Chuin Hao
Head of Research
ch@dfosg

