

R56

# SPDR MSCI USA Small Cap Value Weighted UCITS ETF



US small cap equities, weight adjusted by value factor. Passive tracker on MSCI USA Small Cap Value Weighted Index.

## About the Fund

Data as of April 30th 2026

State Street Investment Management is the highly successful investment management arm of State Street, a US based global financial firm, and manages over US\$5tn worth of assets. It is best known for inventing the exchange-traded fund (ETF) vehicle with the introduction of the SPDR S&P 500 ETF in 1993.

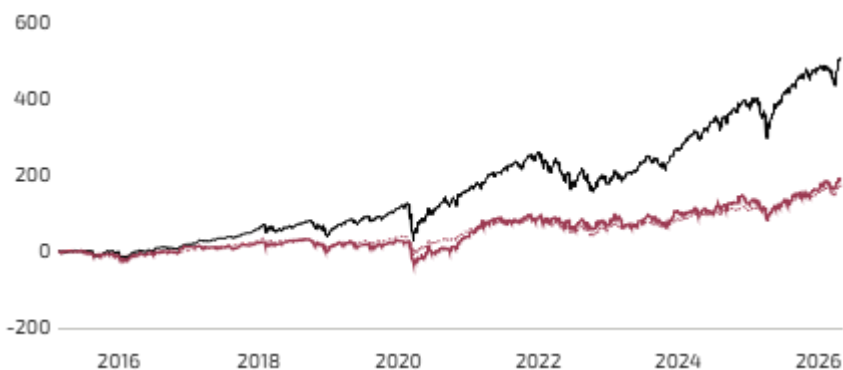
The **SPDR MSCI USA Small Cap Value Weighted UCITS ETF** is a passive index solution that tracks the MSCI USA Small Cap Value Weighted Index using an optimised sampling approach. The index is based on the traditional market capitalisation weighted parent index, the MSCI USA Small Cap Index, but re-weighted to emphasise those stocks with lower valuations. The ETF has ~1600 holdings similar to the index.

## SS SPDR MSCI USA Small Cap Value Weighted UCITS ETF

ISIN	IE00BSPLC413
Management Style	Factor-based
Asset Class	<a href="#">US Equities - Small Cap</a>
TER	0.30% p.a.
Distribution policy	Accumulating
Inception	2015-02-18
Share Class	USD
Max. recommended Portfolio share	15%

## Performance

### Price Performance – Maximum Period



### Building Block Returns

#### SPDR MSCI USA Small Cap Value Weighted UCITS ETF

Ann. return (3-year):	19.41%
Ann. return (5-year):	10.06%
Ann. return (10-year):	11.91%
Ann. Standard Deviation (5-year):	19.85%

This ETF represents passive exposure to the US small cap equities, with weighting adjusted by value factor.

### Benchmark Returns

#### Vanguard S&P 500 UCITS ETF

Ann. return (3-year):	21.29%
Ann. return (5-year):	12.70%
Ann. return (10-year):	14.88%
Ann. Standard Deviation (5-year):	15.00%

[↗ Link to the Funds FairSheet](#)

### FairHorizon Benchmark Returns

#### Dimensional Funds PLC - World Equity Fund

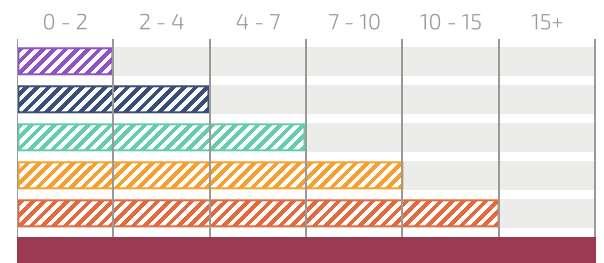
Ann. return (3-year):	17.79%
Ann. return (5-year):	9.56%
Ann. return (10-year):	—
Ann. Standard Deviation (5-year):	14.96%

[↗ Link to the Funds FairSheet](#)

The Dimensional World Equity Fund is our FAIRHORIZON Red reference benchmark solution that has primarily global developed equities for long-term global equity-like returns and volatility.

## The FairHorizon Context

### Investment-Time-Horizon in years



Expected long-term return 2 - 4% p.a.

Expected volatility 3 - 5% p.a.



## Why we prefer this fund

### Relevance of strategy

This ETF represents passive exposure to the US small cap equities, with weighting adjusted by value factor.

### Differentiated portfolio

The value weight adjustment appeals investors with related investment requirements.

### Liquidity

The ETF is listed on multiple Europe exchanges in various currencies.

## Historical maximum drawdown & recovery time



Max drawdown (since inception)	-48.99%
Recovery Period	246 Days

## Diversification



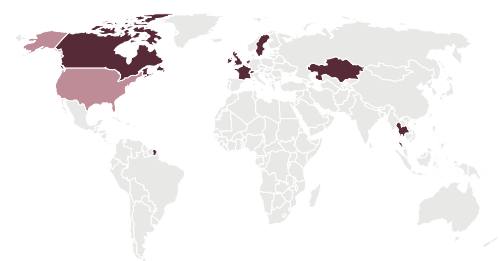
Top 10 Holdings

Viatis Inc	0.84%
TD SYNEX Corp	0.80%
Ovintiv Inc	0.76%
Sandisk Corp/DE	0.71%
Arrow Electronics Inc	0.66%
SM Energy Co	0.65%
APA Corp	0.63%
HF Sinclair Corp	0.58%
Plains GP Holdings LP Class A	0.54%
Molina Healthcare Inc	0.52%



Sectors

Financials	20.98%
Industrials	14.14%
Consumer Discretionary	13.98%
Energy	10.32%
Technology	8.73%
Materials	8.05%
Health Care	7.36%
Consumer Staples	5.56%
Real Estate	5.22%
Communications	2.79%
Utilities	2.55%
Others	0.32%



Geography

U.S.A.	96.20%
Bermuda	0.94%
United Kingdom	0.83%
Others	2.03%

## Like this Fund? Talk to us!

Would you like to learn more about this investment solution or about us?

[DISCUSS WITH OUR RESEARCH TEAM](#)



**Mario Becker**  
CEO & Founder  
mario@dfo.sg



**Lim Chuin Hao**  
Head of Research  
ch@dfo.sg

