

G2

SPDR Bloomberg 10+ Year U.S. Corporate Bond UCITS ETF



US medium-long maturity corporate bonds. Passive tracker on Bloomberg US 10+ Year Corporate Bond Index.

About the Fund

Data as of April 30th 2026

State Street Investment Management is the highly successful investment management arm of State Street, a US based global financial firm, and manages over US\$5tn worth of assets. It is best known for inventing the exchange-traded fund (ETF) vehicle with the introduction of the SPDR S&P 500 ETF in 1993.

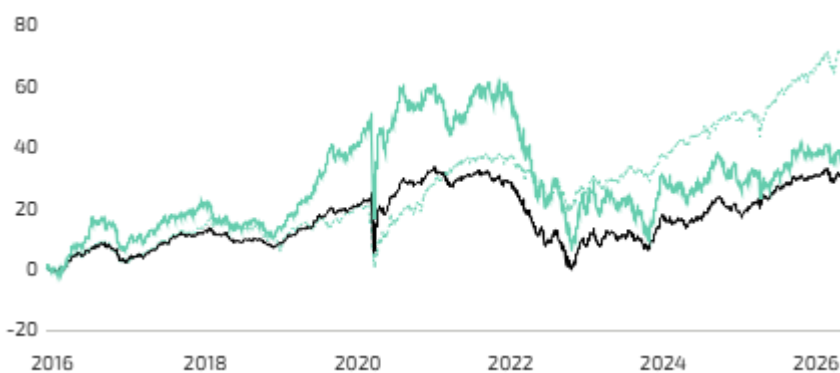
The **SPDR Bloomberg 10+ Year US Corporate Bond UCITS ETF** is a passive index solution that tracks the Bloomberg US 10+ Year Corporate Bond Index using a representative/stratified sampling approach. The index includes USD fixed rate investment grade corporate bonds issued primarily in US with >10 year maturities. The ETF has >1300 holdings vs index of >3000 holdings.

SS SPDR Bloomberg 10+ Year US Corporate Bond UCITS ETF

ISIN	IE00BZ0G8860
Management Style	Index-based
Asset Class	US Corporate Bonds
TER	0.12% p.a.
Distribution policy	Distributing
Inception	2015-12-02
Share Class	USD
Max. recommended Portfolio share	20%

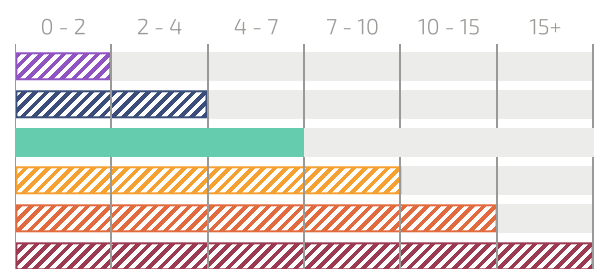
Performance

Price Performance – Maximum Period



The FairHorizon Context

Investment-Time-Horizon in years



Expected long-term return	2 - 4% p.a.
Expected volatility	3 - 5% p.a.

Building Block Returns

SPDR Bloomberg 10+ Year U.S. Corporate Bond UCITS ETF

Ann. return (3-year):	3.12%
Ann. return (5-year):	-1.67%
Ann. return (10-year):	2.44%
Ann. Standard Deviation (5-year):	12.92%

This ETF represents passive exposure to the long maturity (>10 years) high quality USD corporate bond market segment that appeal to investors who want to target a specific bond maturity range.

Benchmark Returns

iShares Global Corp Bond UCITS ETF

Ann. return (3-year):	5.18%
Ann. return (5-year):	0.22%
Ann. return (10-year):	—
Ann. Standard Deviation (5-year):	7.97%

[↗ Link to the Funds FairSheet](#)

The iShares Global Corp Bond UCITS ETF tracks the Bloomberg Global Aggregate Corporate Bond Index and can be used to represent global corporate bonds exposure, returns and volatility.

FairHorizon Benchmark Returns

Dimensional Funds PLC - World Allocation 40/60 Fund

Ann. return (3-year):	9.82%
Ann. return (5-year):	4.98%
Ann. return (10-year):	—
Ann. Standard Deviation (5-year):	6.84%

[↗ Link to the Funds FairSheet](#)

The Dimensional World Allocation 40/60 Fund is our FAIRHORIZON Green reference benchmark solution that has 40% global developed equities and 60% global investment grade short-to-medium maturity bonds for global moderate risk bonds-like returns and volatility.



Why we prefer this fund

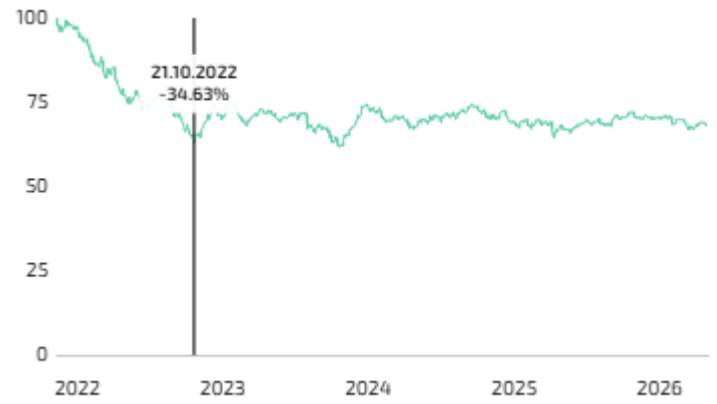
Relevance of strategy

This ETF represents passive exposure to the long maturity (>10 years) high quality USD corporate bond market segment that appeal to investors who want to target a specific bond maturity range.

Liquidity

The ETF is listed on multiple Europe exchanges in various currencies.

Historical maximum drawdown & recovery time



Max drawdown (since inception) -34.63%
 Recovery Period — (still in drawdown)

Diversification



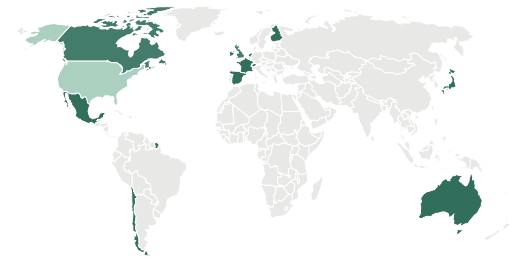
Credit Rating

Aaa	3.04%
Aa	11.77%
A	44.42%
Baa	38.28%
Ba	1.32%
Others	1.17%



Sectors

Corporate	99.85%
Others	0.15%



Geography

U.S.A.	91.32%
Canada	2.18%
United Kingdom	2.08%
Netherlands	0.75%
Singapore	0.63%
Australia	0.62%
Others	2.42%

Like this Fund? Talk to us!

Would you like to learn more about this investment solution or about us?

[DISCUSS WITH OUR RESEARCH TEAM](#)



Mario Becker
 CEO & Founder
 mario@dfo.sg



Lim Chuin Hao
 Head of Research
 ch@dfo.sg