

B15

PIMCO Funds: Global Investors Series plc -Income Fund



Global diversified bonds. Active strategy and highly diversified portfolio with high US-bias and Agency MBS-focused.

About the Fund

Data as of April 30th 2026

PIMCO is well known as a leading global asset management firm in active fixed income investing, managing over US\$2tn of assets with majority in fixed income solutions.

The **PIMCO GIS Income Fund** is an actively managed, multi-sector bond strategy designed to maximize current income while preserving capital. The fund has the flexibility to invest across the entire global fixed income spectrum, including mortgages, high-yield corporates, and emerging markets, without being tethered to a traditional benchmark.

PIMCO's investment process combines top-down macroeconomic views with bottom-up security selection. The managers dynamically adjust the portfolio's duration and credit exposure in response to changing market conditions. This unconstrained approach allows the fund to seek the most attractive yield opportunities globally while managing downside risk.

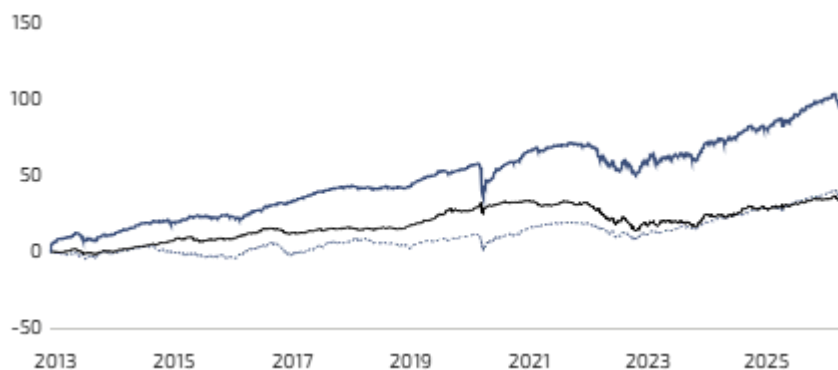
The fund runs a highly diversified portfolio of >6000 holdings.

PIMCO Funds: Global Investors Series plc -Income Fund

ISIN	IE00B87KCF77
Management Style	Actively managed
Asset Class	Global Bonds
TER	0.55% p.a.
Distribution policy	Accumulating
Inception	2012-11-30
Share Class	USD
Max. recommended Portfolio share	100%

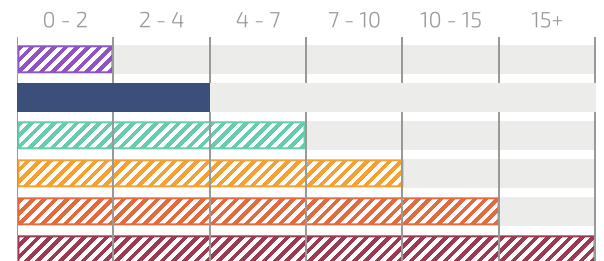
Performance

Price Performance – Maximum Period



The FairHorizon Context

Investment-Time-Horizon in years



Expected long-term return	2 - 4% p.a.
Expected volatility	3 - 5% p.a.

Building Block Returns

PIMCO Funds: Global Investors Series plc -Income Fund

Ann. return (3-year):	7.45%
Ann. return (5-year):	3.58%
Ann. return (10-year):	4.74%
Ann. Standard Deviation (5-year):	5.71%

This is the largest and most popular global diversified bond fund in the market with a reputation for consistent performance and income delivery.

Benchmark Returns

SPDR Bloomberg Global Aggregate Bond UCITS ETF

Ann. return (3-year):	3.84%
Ann. return (5-year):	0.66%
Ann. return (10-year):	—
Ann. Standard Deviation (5-year):	4.81%

[↗ Link to the Funds FairSheet](#)

The SPDR Bloomberg Global Aggregate Bond UCITS ETF tracks the Bloomberg Global Aggregate Bond Index and can be used to represent broad global bonds exposure, returns and volatility.

FairHorizon Benchmark Returns

Dimensional Funds PLC - World Allocation 20/80 Fund

Ann. return (3-year):	7.18%
Ann. return (5-year):	3.55%
Ann. return (10-year):	—
Ann. Standard Deviation (5-year):	4.10%

[↗ Link to the Funds FairSheet](#)

The Dimensional World Allocation 20/80 Fund is our FAIRHORIZON Blue reference benchmark solution that has 20% global developed equities and 80% global investment grade short-to-medium maturity bonds for global high quality bonds-like returns and volatility.



Why we prefer this fund

Relevance of strategy

This is the largest and most popular global diversified bond fund in the market with a reputation for consistent performance and income delivery.

Manager expertise

This is the flagship product in PIMCO and is co-managed by the firm's Group CIO, Dan Ivascyn, and Alfred Murata since its inception.

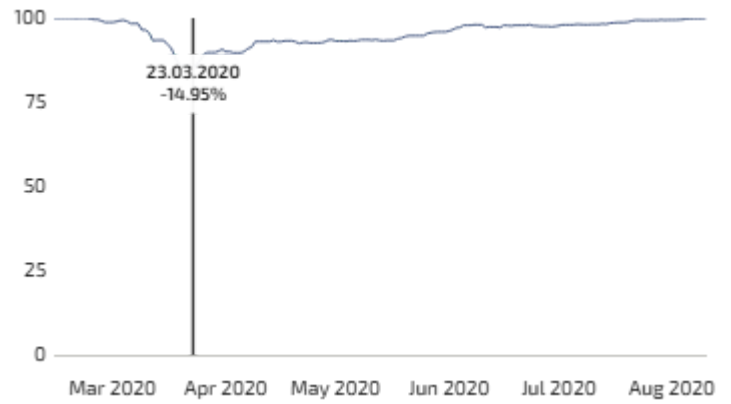
Differentiated portfolio

While diversified across regions and sectors, the fund is highly US-focused and as well securitized assets-focused in particular Agency MBS. Risk management and capital preservation are key in the investment process while the manager seeks attractive income opportunities globally.

Performance

The fund has a proven track record of delivering attractive income and managing downside risk since inception. The differentiated portfolio compared to the Bloomberg Global Aggregate Index has also resulted in strong outperformance of the fund.

Historical maximum drawdown & recovery time



Max drawdown (since inception)	-14.95%
Recovery Period	141 Days

Diversification



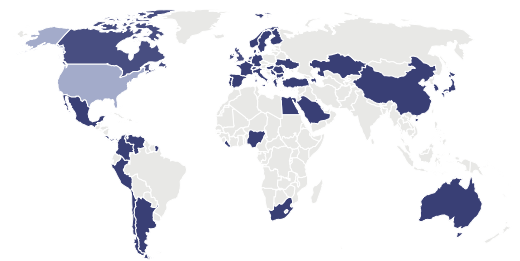
Credit Rating

Aaa	2.79%
Aa	13.33%
A	2.81%
Baa	7.07%
Ba	2.39%
B	1.31%
Caa	1.93%
Ca	0.12%
C	0.04%
Others	68.21%



Sectors

Securitized	50.49%
Corporate	16.82%
Treasury	14.94%
Government-Related	3.70%
Others	14.06%



Geography

U.S.A.	64.68%
United Kingdom	3.81%
Ireland	2.75%
Canada	2.60%
Netherlands	1.55%
Cayman Islands	1.15%
France	1.01%
Peru	0.68%
Mexico	0.68%
Japan	0.67%
Romania	0.67%
Others	19.74%

Like this Fund? Talk to us!

Would you like to learn more about this investment solution or about us?

[DISCUSS WITH OUR RESEARCH TEAM](#)



Mario Becker
CEO & Founder
mario@dfo.sg



Lim Chuin Hao
Head of Research
ch@dfo.sg