

018

iShares Edge MSCI World Value Factor UCITS ETF



Global developed market large/mid cap equities with value factor filter. Passive tracker on MSCI World Enhanced Value Index.

About the Fund

Data as of April 30th 2026

iShares is the market leader in the ETFs and passive index funds space, managing over US\$5tn of AUM through more than 1600 ETFs offered globally. iShares is a subsidiary of BlackRock, the largest asset manager globally.

The **iShares Edge MSCI World Value Factor UCITS ETF** is a passive index solution that tracks the MSCI World Enhanced Value Index (Net) using a physical optimised sampling approach. The index is a subset of MSCI World Index, a free float-adjusted market capitalisation weighted index that is designed to measure the global developed equity market performance of 23 developed markets across large and mid caps, with additional filter to emphasise stocks that are undervalued relative to their peers within the corresponding GICS sector based on 3 specific financial measurements that are price-to-book value, price-to-forward earnings, and enterprise value-to-cash flow from operations. The ETF has >390 holdings similar to the index.

iShares Edge MSCI World Value Factor UCITS ETF

ISIN	IE00BP3QZB59
Management Style	Factor-based
Asset Class	Global Equities - Value
TER	0.25% p.a.
Distribution policy	Accumulating
Inception	2014-10-06
Share Class	USD
Max. recommended Portfolio share	70%

Performance

Price Performance – Maximum Period



Building Block Returns

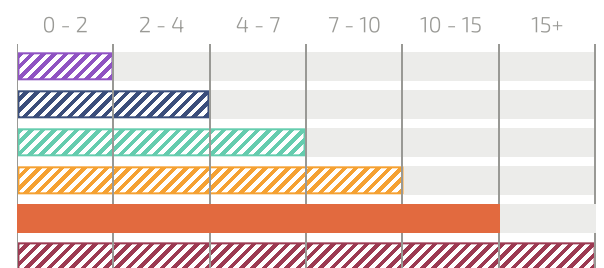
iShares Edge MSCI World Value Factor UCITS ETF

Ann. return (3-year):	24.45%
Ann. return (5-year):	14.12%
Ann. return (10-year):	11.41%
Ann. Standard Deviation (5-year):	15.31%

This ETF represents passive exposure to the global developed markets large/mid cap equities, with value factor filter.

The FairHorizon Context

Investment-Time-Horizon in years



Expected long-term return	2 - 4% p.a.
Expected volatility	3 - 5% p.a.

FairHorizon Benchmark Returns

Dimensional Funds PLC - World Allocation 80/20 Fund

Ann. return (3-year):	15.12%
Ann. return (5-year):	7.92%
Ann. return (10-year):	—
Ann. Standard Deviation (5-year):	12.44%

[Link to the Funds FairSheet](#)

The Dimensional World Allocation 80/20 Fund is our FAIRHORIZON Orange reference benchmark solution that has 80% global developed equities and 20% global investment grade short-to-medium maturity bonds for global defensive equity-like returns and volatility.

Why we prefer this fund

Relevance of strategy

This ETF represents passive exposure to the global developed markets large/mid cap equities, with value factor filter.

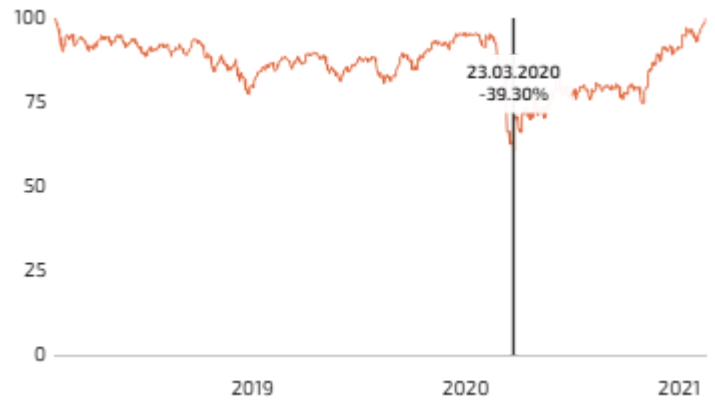
Differentiated portfolio

The value factor filter appeals investors with related investment requirements.

Liquidity

The ETF is listed on multiple Europe exchanges in various currencies.

Historical maximum drawdown & recovery time



Max drawdown (since inception)	-39.30%
Recovery Period	329 Days

Diversification



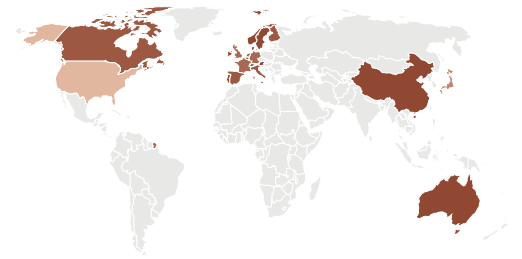
Top 10 Holdings

Micron Technology Inc	9.09%
Intel Corp	6.02%
Cisco Systems Inc	3.51%
QUALCOMM Inc	2.10%
Verizon Communications Inc	1.90%
Western Digital Corp	1.78%
AT&T Inc	1.47%
Toyota Motor Corp	1.37%
Nokia Oyj	1.35%
Comcast Corp Class A	1.21%



Sectors

Technology	35.89%
Financials	14.90%
Health Care	8.72%
Consumer Discretionary	7.62%
Communications	7.06%
Consumer Staples	6.38%
Industrials	5.44%
Materials	5.24%
Energy	3.80%
Utilities	2.37%
Real Estate	1.56%
Others	1.01%



Geography

U.S.A.	46.79%
Japan	18.68%
United Kingdom	7.63%
France	5.40%
Germany	5.05%
Switzerland	1.83%
Spain	1.73%
Italy	1.59%
Netherlands	1.56%
Finland	1.53%
Hong Kong	1.50%
Others	6.72%

Like this Fund? Talk to us!

Would you like to learn more about this investment solution or about us?

[DISCUSS WITH OUR RESEARCH TEAM](#)



Mario Becker
CEO & Founder
mario@dfosg



Lim Chuin Hao
Head of Research
ch@dfosg