

R53

iShares Edge MSCI EM Value Factor UCITS ETF



Emerging markets large/mid cap equities with value factor filter. Passive tracker on MSCI EM Select Value Factor Focus Index.

About the Fund

Data as of April 30th 2026

iShares is the market leader in the ETFs and passive index funds space, managing over US\$5tn of AUM through more than 1600 ETFs offered globally. iShares is a subsidiary of BlackRock, the largest asset manager globally.

The **iShares Edge MSCI EM Value Factor UCITS ETF** is a passive index solution that tracks the MSCI Emerging Markets Select Value Factor Focus Net Index using a full physical replication approach. The index is a subset of MSCI Emerging Markets Index, a free float-adjusted market cap index that tracks large and mid caps across 27 Emerging Markets (EM) countries, with additional filter to emphasise stocks that are undervalued relative to their peers within the corresponding GICS sector based on 3 specific financial measurements that are price-to-book value, price-to-forward earnings, and enterprise value-to-cash flow from operations. The ETF has ~160 holdings similar to the index.

iShares Edge MSCI EM Value Factor UCITS ETF

ISIN	IE00BG0SKF03
Management Style	Factor-based
Asset Class	Emerging Market Equities - Value
TER	0.40% p.a.
Distribution policy	Accumulating
Inception	2018-12-13
Share Class	EUR
Max. recommended Portfolio share	20%

Performance

Price Performance – Maximum Period



Building Block Returns

iShares Edge MSCI EM Value Factor UCITS ETF

Ann. return (3-year):	28.87%
Ann. return (5-year):	14.04%
Ann. return (10-year):	—
Ann. Standard Deviation (5-year):	16.36%

This ETF represents passive exposure to the Emerging Markets large/mid cap equities, with value factor filter.

Benchmark Returns

Vanguard Emerging Markets Stock Index Fund

Ann. return (3-year):	17.78%
Ann. return (5-year):	6.36%
Ann. return (10-year):	8.71%
Ann. Standard Deviation (5-year):	15.15%

FairHorizon Benchmark Returns

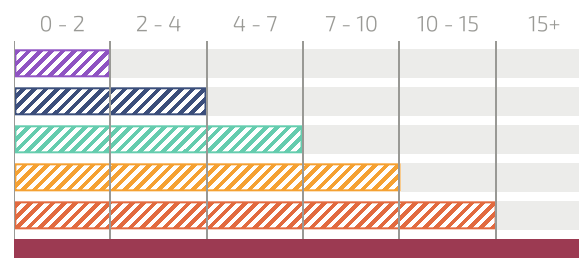
Dimensional Funds PLC - World Equity Fund

Ann. return (3-year):	15.35%
Ann. return (5-year):	10.09%
Ann. return (10-year):	10.58%
Ann. Standard Deviation (5-year):	12.73%

The Dimensional World Equity Fund is our FAIRHORIZON Red reference benchmark solution that has primarily global developed equities for long-term global equity-like returns and volatility.

The FairHorizon Context

Investment-Time-Horizon in years



Expected long-term return	2 - 4% p.a.
Expected volatility	3 - 5% p.a.



Why we prefer this fund

Relevance of strategy

This ETF represents passive exposure to the Emerging Markets large/mid cap equities, with value factor filter.

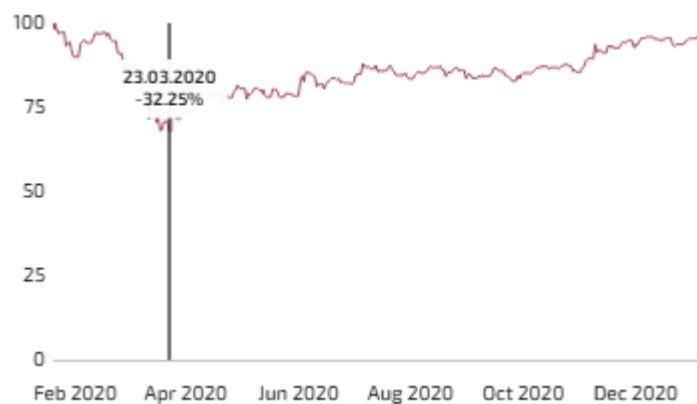
Differentiated portfolio

The value factor filter appeals investors with related investment requirements.

Liquidity

The ETF is listed on multiple Europe exchanges in various currencies.

Historical maximum drawdown & recovery time



Max drawdown (since inception)	-32.25%
Recovery Period	291 Days

Diversification



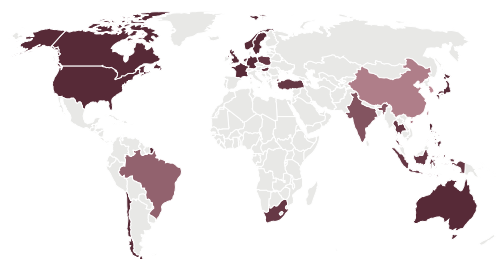
Top 10 Holdings

Taiwan Semiconductor Manufactu	11.00%
SK hynix Inc	8.80%
Samsung Electronics Co Ltd	4.27%
Hyundai Motor Co	3.79%
Petroleo Brasileiro SA - Petro	2.68%
Petroleo Brasileiro SA - Petro	2.64%
Vale SA - Depositary Receipt	2.50%
Samsung Electronics Co Ltd	2.48%
United Microelectronics Corp	2.44%
Unimicron Technology Corp	2.39%



Sectors

Technology	39.94%
Financials	15.60%
Materials	10.96%
Consumer Discretionary	10.94%
Energy	9.48%
Industrials	3.61%
Communications	2.00%
Real Estate	1.97%
Health Care	1.91%
Utilities	1.73%
Consumer Staples	1.33%
Others	0.52%



Geography

South Korea	27.14%
Taiwan	23.08%
China	20.54%
Brazil	9.68%
India	8.12%
Hong Kong	1.96%
U.A.E.	1.83%
Poland	1.50%
South Africa	1.32%
Turkey	1.03%
Hungary	0.86%
Others	2.94%

Like this Fund? Talk to us!

Would you like to learn more about this investment solution or about us?

[DISCUSS WITH OUR RESEARCH TEAM](#)



Mario Becker
CEO & Founder
mario@dfo.sg



Lim Chuin Hao
Head of Research
ch@dfo.sg

