

# iShares Core MSCI World UCITS ETF

Global developed market large/mid cap equities. Passive tracker on MSCI World Index.



## About the Fund

Data as of April 30th 2026

iShares is the market leader in the ETFs and passive index funds space, managing over US\$5tn of AUM through more than 1600 ETFs offered globally. iShares is a subsidiary of BlackRock, the largest asset manager globally.

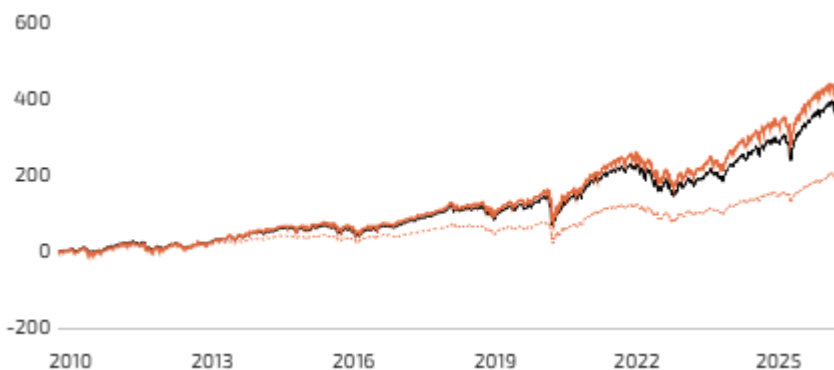
The **iShares Core MSCI World UCITS ETF** is a passive index solution that tracks the MSCI World Index (Net) using a physical optimised sampling approach. The index is a free float-adjusted market capitalisation weighted index that is designed to measure the global developed equity market performance of 23 developed markets across large and mid caps, covering ~85% of the investable equity opportunity set in developed markets. The ETF has >1300 holdings similar to the index.

### iShares Core MSCI World UCITS ETF

ISIN	IE00B4L5Y983
Management Style	Index-based
Asset Class	Global Equities - Core
TER	0.20% p.a.
Distribution policy	Accumulating
Inception	2009-09-28
Share Class	USD
Max. recommended Portfolio share	100%

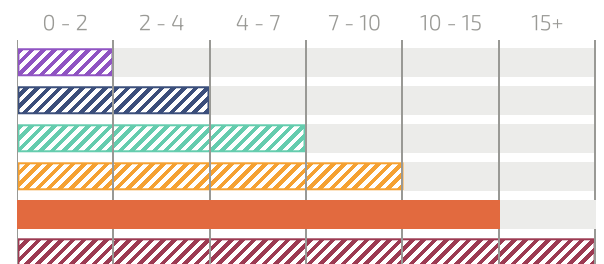
## Performance

### Price Performance – Maximum Period



## The FairHorizon Context

### Investment-Time-Horizon in years



Expected long-term return	2 - 4% p.a.
Expected volatility	3 - 5% p.a.

### Building Block Returns

#### iShares Core MSCI World UCITS ETF

Ann. return (3-year):	19.66%
Ann. return (5-year):	11.24%
Ann. return (10-year):	12.75%
Ann. Standard Deviation (5-year):	14.47%

This ETF represents passive exposure to the global developed markets large/mid cap equities.

### Benchmark Returns

#### SPDR MSCI All Country World UCITS ETF

Ann. return (3-year):	19.93%
Ann. return (5-year):	10.65%
Ann. return (10-year):	12.24%
Ann. Standard Deviation (5-year):	14.33%

[↗ Link to the Funds FairSheet](#)

The SPDR MSCI All Country World UCITS ETF tracks the MSCI All Country World Index (ACWI) and can be used to represent broad global equities exposures, returns and volatility.

### FairHorizon Benchmark Returns

#### Dimensional Funds PLC - World Allocation 80/20 Fund

Ann. return (3-year):	15.12%
Ann. return (5-year):	7.92%
Ann. return (10-year):	—
Ann. Standard Deviation (5-year):	12.44%

[↗ Link to the Funds FairSheet](#)

The Dimensional World Allocation 80/20 Fund is our FAIRHORIZON Orange reference benchmark solution that has 80% global developed equities and 20% global investment grade short-to-medium maturity bonds for global defensive equity-like returns and volatility.

## Why we prefer this fund

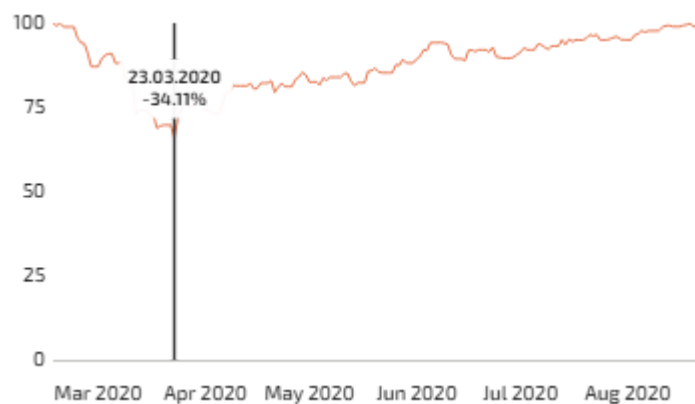
### Relevance of strategy

This ETF represents passive exposure to the global developed markets large/mid cap equities.

### Liquidity

The ETF is listed on multiple Europe exchanges in various currencies.

## Historical maximum drawdown & recovery time



Max drawdown (since inception)	-34.11%
Recovery Period	154 Days

## Diversification



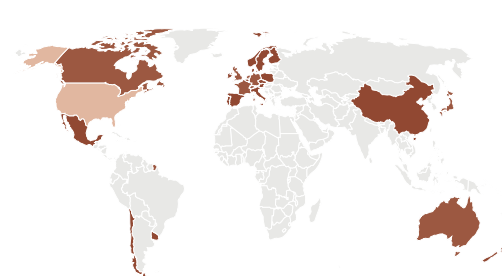
Top 10 Holdings

NVIDIA Corp	5.85%
Apple Inc	4.82%
Microsoft Corp	3.28%
Amazon.com Inc	2.93%
Alphabet Inc Class A Common Sh	2.61%
Broadcom Inc	2.17%
Alphabet Inc Class C Common Sh	2.16%
Meta Platforms Inc Class A	1.49%
Tesla Inc	1.35%
Micron Technology Inc	0.93%



Sectors

Technology	28.70%
Financials	15.68%
Industrials	10.85%
Communications	9.62%
Consumer Discretionary	8.72%
Health Care	8.33%
Consumer Staples	5.53%
Energy	3.85%
Materials	3.84%
Utilities	2.53%
Real Estate	1.72%
Others	0.62%



Geography

U.S.A.	70.48%
Japan	5.70%
United Kingdom	3.44%
Canada	3.37%
Switzerland	2.62%
France	2.20%
Germany	2.17%
Netherlands	1.65%
Australia	1.64%
Ireland	0.89%
Spain	0.88%
Others	4.96%

## Like this Fund? Talk to us!

Would you like to learn more about this investment solution or about us?

[DISCUSS WITH OUR RESEARCH TEAM](#)



**Mario Becker**  
CEO & Founder  
mario@dfosg



**Lim Chuin Hao**  
Head of Research  
ch@dfosg

