

R52

Invesco Exchange-Traded Fund Trust – Invesco S&P 500 Quality Etf



US large cap equities with quality factor filter. Passive tracker on S&P 500 Quality Index.

About the Fund

Data as of April 30th 2026

Invesco is a US NYSE-listed independent investment management company founded in 1978. It manages over US\$2.2tn of AUM globally across a wide spectrum of investment products from ETFs to mutual funds to alternative solutions and more.

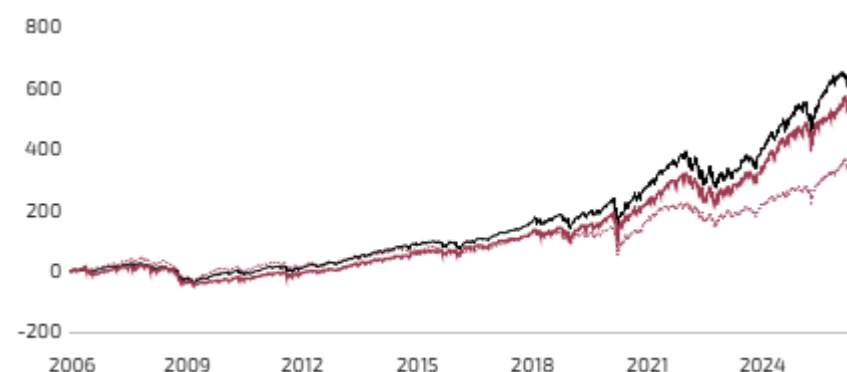
The **Invesco S&P 500 Quality ETF** is a passive index solution that tracks the S&P 500 Quality Index using an optimised sampling approach. The index is a free float-adjusted market cap weighted index that is designed to track the 500 leading companies and covers ~80% of the available US equity market capitalization, with additional filter to emphasise stocks that exhibit strong quality characteristics relative to their peers within the corresponding GICS sector based on 3 specific financial measurements that are high return-on-equity, low leverage, and low earnings variability. The ETF has ~100 holdings similar to the index.

Invesco Exchange-Traded Fund Trust - Invesco S&P 500 Quality Etf

ISIN	US46137V2410
Management Style	Factor-based
Asset Class	<u>US Equities - Quality</u>
TER	0.15% p.a.
Distribution policy	Distributing
Inception	2005-12-06
Share Class	USD
Max. recommended Portfolio share	40%

Performance

Price Performance – Maximum Period



Building Block Returns

Invesco Exchange-Traded Fund Trust - Invesco S&P 500 Quality Etf

Ann. return (3-year):	20.48%
Ann. return (5-year):	13.73%
Ann. return (10-year):	14.44%
Ann. Standard Deviation (5-year):	15.18%

This ETF represents passive exposure to the US large cap equities, with quality factor filter.

Benchmark Returns

Vanguard S&P 500 UCITS ETF

Ann. return (3-year):	21.29%
Ann. return (5-year):	12.70%
Ann. return (10-year):	14.88%
Ann. Standard Deviation (5-year):	15.00%

[↗ Link to the Funds FairSheet](#)

FairHorizon Benchmark Returns

Dimensional Funds PLC - World Equity Fund

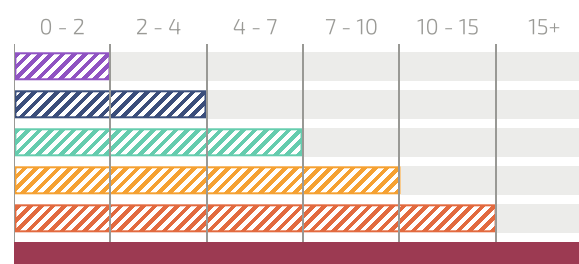
Ann. return (3-year):	17.79%
Ann. return (5-year):	9.56%
Ann. return (10-year):	—
Ann. Standard Deviation (5-year):	14.96%

[↗ Link to the Funds FairSheet](#)

The Dimensional World Equity Fund is our FAIRHORIZON Red reference benchmark solution that has primarily global developed equities for long-term global equity-like returns and volatility.

The FairHorizon Context

Investment-Time-Horizon in years



Expected long-term return	2 - 4% p.a.
Expected volatility	3 - 5% p.a.



Why we prefer this fund

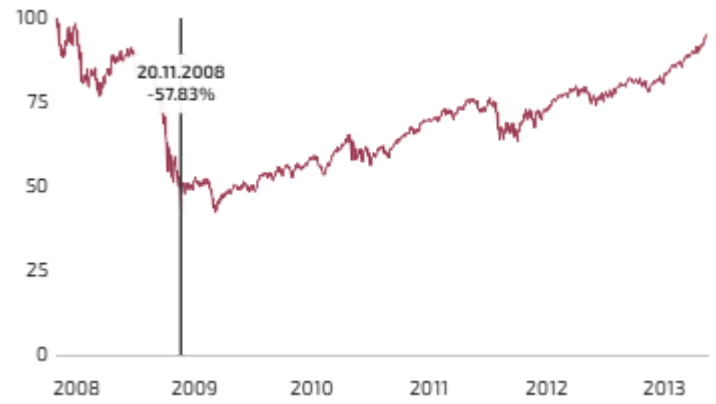
Relevance of strategy

This ETF represents passive exposure to the US large cap equities, with quality factor filter.

Differentiated portfolio

The quality factor filter appeals investors with related investment requirements.

Historical maximum drawdown & recovery time



Max drawdown (since inception) -57.83%

Recovery Period 1636 Days

Diversification



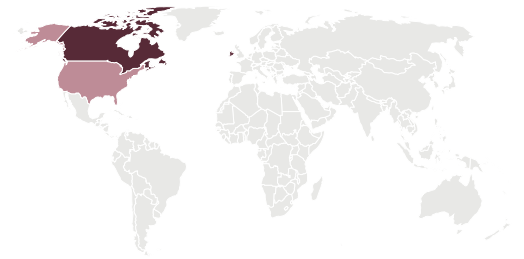
Top 10 Holdings

Apple Inc	4.79%
Costco Wholesale Corp	4.71%
Lam Research Corp	4.59%
Visa Inc Class A Common Shares	4.45%
General Electric Co	4.19%
Mastercard Inc Class A Common	4.18%
Caterpillar Inc	3.75%
Cisco Systems Inc	3.67%
KLA Corp	3.43%
Procter & Gamble Co/The	3.39%



Sectors

Technology	29.71%
Industrials	23.58%
Consumer Staples	15.13%
Financials	13.04%
Health Care	8.05%
Consumer Discretionary	3.67%
Communications	2.93%
Materials	2.25%
Utilities	0.95%
Energy	0.64%
Others	0.07%



Geography

U.S.A.	95.74%
Ireland	3.74%
Others	0.52%

Like this Fund? Talk to us!

Would you like to learn more about this investment solution or about us?

[DISCUSS WITH OUR RESEARCH TEAM](#)



Mario Becker
CEO & Founder
mario@dfosg



Lim Chuin Hao
Head of Research
ch@dfosg

