R85-I

Franklin FTSE Brazil UCITS ETF

Brazil large/mid cap equities. Passive tracker on FTSE Brazil 30/18 Capped Index.

DAS FAMILY OFFICE

About the Fund

Data as of October 31st 2026

Franklin Templeton is a privately owned US-based investment firm formed in 1992 after Franklin Distributors Inc acquired Templeton, Galbraith & Hansberger Ltd. The firm is one of the top global fund providers managing over US$1.6tn of assets.

The **Franklin FTSE Brazil UCITS ETF** is a passive index solution that tracks the FTSE Brazil 30/18 Capped Index using a full physical replication approach. The index is a free float-adjusted market cap index that represents the performance of large and mid cap stocks in Brazil. The weight of the largest entity is constrained to 30% and the weights of all other entities are constrained at 18%. The ETF has >60 holdings similar to the index.

Franklin FTSE Brazil UCITS ETF

Management Style	Index-based
Asset Class	Brazil Equities
Max. Recommended Portfolio Share	10%
ISIN	IE00BHZRQY00
Share Class	Acc USD
Distribution	Acc
TER	0.19% p.a.
Sustainability (SFDR)	Article 6

Performance

Price Performance – Maximum Period

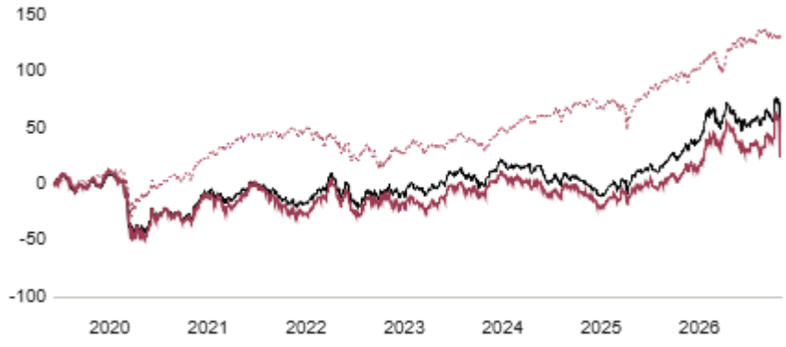

The FairHorizon Context

Investment-Time-Horizon in years

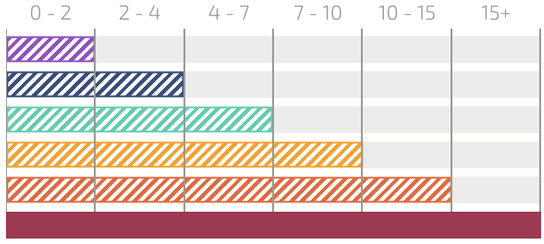

Expected long-term return	8 – 10% p.a.
Expected volatility	15 – 20% p.a.

Building Block Returns

Franklin FTSE Brazil UCITS ETF (Acc USD)

Ann. return (3-year):	11.53%
Ann. return (5-year):	11.01%
Ann. return (10-year):	—
Ann. Standard Deviation (5-year):	25.43%

This ETF represents passive exposure to the Brazil large/mid cap equities.

Benchmark Returns

Amundi MSCI EM Latin America UCITS ETF (Acc USD)

Ann. return (3-year):	14.39%
Ann. return (5-year):	12.20%
Ann. return (10-year):	5.13%
Ann. Standard Deviation (5-year):	22.09%

↗ Link to the Funds FairSheet

The **Amundi MSCI EM Latin America UCITS ETF** tracks the MSCI EM Latin America Index and can be used to represent broad **Latin America equities** exposures, returns and volatility.

FairHorizon Benchmark Returns

Dimensional Funds PLC - World Equity Fund (Acc USD)

Ann. return (3-year):	20.68%
Ann. return (5-year):	9.37%
Ann. return (10-year):	—
Ann. Standard Deviation (5-year):	14.92%

↗ Link to the Funds FairSheet

The **Dimensional World Equity Fund** is our **FAIRHORIZON Red** reference benchmark solution that has primarily global developed equities for long-term global equity-like returns and volatility.

Why we prefer this fund

Relevance of strategy

This ETF represents passive exposure to the Brazil large/mid cap equities.

Historical maximum drawdown & recovery time

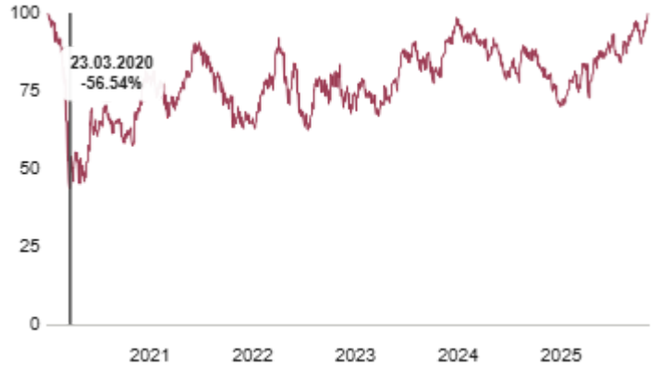

Max drawdown (since inception)	-56.54%
Recovery Period	2054 Days

Diversification



Top 10 Holdings

Itau Unibanco Holding SA - Dep	9.35%
Vale SA - Depositary Receipt	9.09%
Petroleo Brasileiro SA - Petro	8.40%
Petroleo Brasileiro SA - Petro	7.80%
Itausa SA Preference Shares	3.44%
WEG SA	3.42%
Embraer SA	3.38%
B3 SA - Brasil Bolsa Balcao	3.24%
Ambev SA - Depositary Receipt	2.88%
Cia de Saneamento Basico do Es	2.88%



Sectors

Financials	27.67%
Energy	21.57%
Utilities	13.97%
Materials	13.41%
Industrials	8.93%
Consumer Staples	4.68%
Consumer Discretionary	2.58%
Communications	1.87%
Health Care	1.58%
Real Estate	0.80%
Technology	0.75%
Others	2.19%

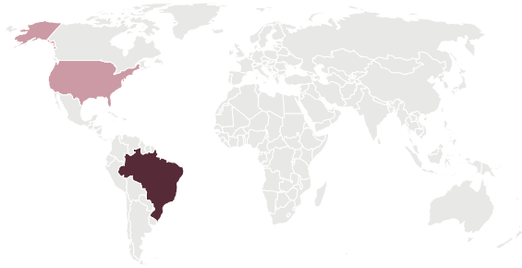

Geography

Brazil	98.72%
Others	1.28%

Like this Fund? Talk to us!

Would you like to learn more about this investment solution or about us?

DISCUSS WITH OUR RESEARCH TEAM



Mario Becker
CEO & Founder



Lim Chuin Hao
Head of Research