

# Capital International Fund – Capital Group New Perspective Fund Lux



Global developed and emerging market large cap-biased growth-focused equities. Active top-down focused strategy.

## About the Fund

Data as of April 30th 2026

Capital Group is a privately owned US-based asset manager founded by Jonathan Bell Lovelace in 1931, and is the world's largest active fund manager with over US\$3.2tn of AUM globally. Capital Group adopts a team-based collaborative approach whereby each fund portfolio is allocated to a team of managers with each bringing their unique insights and strongest investment ideas.

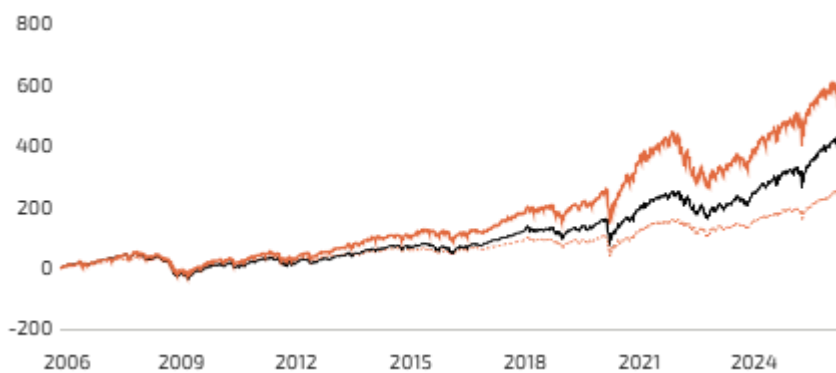
The **Capital Group New Perspective Fund (LUX)** is an actively managed fund with the objective to provide long-term capital growth by investing in global developed and emerging markets equities, with no market cap and currency constraints. The fund is top-down focused, seeking to take advantage of investment opportunities generated by changes in global trade patterns and economic and political relationships by investing in common stocks of companies located around the world that have the potential for growth. The fund also aims to manage a carbon footprint that is generally at least 30% lower than MSCI ACWI Index, and evaluates and applies ESG and norms-based screening to implement a negative screening policy in the stock selection process. The fund has a portfolio of >250 holdings.

## Capital International Fund - Capital Group New Perspective Fund Lux

ISIN	LU129555210
Management Style	Actively managed
Asset Class	<u>Global Equities - Growth</u>
TER	0.84% p.a.
Distribution policy	Accumulating
Inception	2015-10-30
Share Class	USD
Max. recommended Portfolio share	80%

## Performance

### Price Performance – Maximum Period



### Building Block Returns

#### Capital International Fund - Capital Group New Perspective Fund Lux

Ann. return (3-year):	16.78%
Ann. return (5-year):	7.47%
Ann. return (10-year):	12.61%
Ann. Standard Deviation (5-year):	16.21%

This fund represents active exposure to global developed and emerging markets large cap-biased growth-focused equities.

### Benchmark Returns

#### SPDR MSCI All Country World UCITS ETF

Ann. return (3-year):	19.93%
Ann. return (5-year):	10.65%
Ann. return (10-year):	12.24%
Ann. Standard Deviation (5-year):	14.33%

[↗ Link to the Funds FairSheet](#)

The SPDR MSCI All Country World UCITS ETF tracks the MSCI All Country World Index (ACWI) and can be used to represent broad global equities exposures, returns and volatility.

### FairHorizon Benchmark Returns

#### Dimensional Funds PLC - World Allocation 80/20 Fund

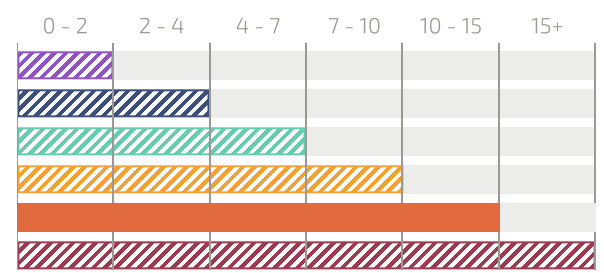
Ann. return (3-year):	15.12%
Ann. return (5-year):	7.92%
Ann. return (10-year):	—
Ann. Standard Deviation (5-year):	12.44%

[↗ Link to the Funds FairSheet](#)

The Dimensional World Allocation 80/20 Fund is our FAIRHORIZON Orange reference benchmark solution that has 80% global developed equities and 20% global investment grade short-to-medium maturity bonds for global defensive equity-like returns and volatility.

## The FairHorizon Context

### Investment-Time-Horizon in years



Expected long-term return	2 - 4% p.a.
Expected volatility	3 - 5% p.a.



## Why we prefer this fund

### Relevance of strategy

This fund represents active exposure to global developed and emerging markets large cap-biased growth-focused equities.

### Differentiated portfolio

The fund focuses on a top-down investment approach, prioritising identify opportunities due to macroeconomic changes.

## Historical maximum drawdown & recovery time



Max drawdown (since inception)	-52.46%
Recovery Period	1369 Days

## Diversification



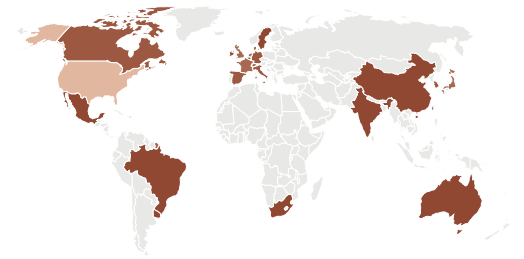
Top 10 Holdings

Taiwan Semiconductor Manufactu	3.91%
Meta Platforms Inc Class A	3.48%
NVIDIA Corp	2.84%
Broadcom Inc	2.71%
Microsoft Corp	2.48%
Tesla Inc	2.44%
AstraZeneca PLC	1.94%
TotalEnergies SE	1.53%
Amazon.com Inc	1.45%
Eli Lilly & Co	1.41%



Sectors

Technology	22.70%
Industrials	14.58%
Financials	12.12%
Health Care	11.93%
Consumer Discretionary	11.33%
Communications	10.62%
Consumer Staples	5.27%
Materials	4.12%
Cash	3.23%
Energy	2.23%
Utilities	1.19%
Others	0.67%



Geography

U.S.A.	51.74%
France	7.41%
United Kingdom	6.11%
Japan	4.30%
Taiwan	4.15%
Cash	3.23%
Canada	3.17%
Switzerland	2.90%
Germany	2.46%
Netherlands	2.38%
Denmark	1.66%
Others	10.48%

## Like this Fund? Talk to us!

Would you like to learn more about this investment solution or about us?

[DISCUSS WITH OUR RESEARCH TEAM](#)



**Mario Becker**  
CEO & Founder  
mario@dfo.sg



**Lim Chuin Hao**  
Head of Research  
ch@dfo.sg

