

BNY Mellon Global Leaders Fund

Global developed market large cap growth-biased equities. Active bottom-up focused strategy with highly concentrated portfolio.



About the Fund

Data as of April 30th 2026

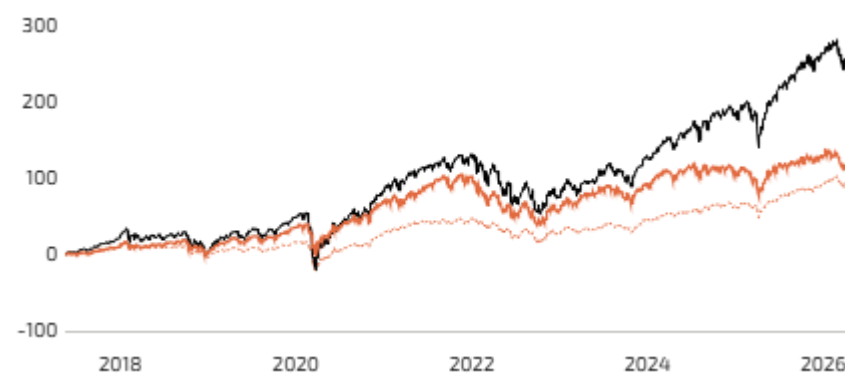
BNY Investments is a leading global asset manager under BNY, a global financial services platforms company with more than 240 years of history. BNY Investments manages US\$2.2tn of assets across 35 countries through multiple specialist investment subsidiaries of distinct asset class and investment strategy coverage.

Walter Scott is an Edinburgh-based boutique global equity investment manager established in 1983 by Walter Grant Scott. Walter Scott adopts a team-based approach that specialises in undertaking in-depth bottom-up fundamental research to find growth companies that have the ability to consistently compound wealth over the long term. Walter Scott was acquired by BNY in 2006 as a subsidiary.

The **BNY Mellon Global Leaders Fund** is an actively managed fund seeking to achieve long-term capital growth by investing primarily in a concentrated portfolio of global large cap equities, with no geographic and currency constraints. The fund adopts a long-term (3-5 years) investment approach with low portfolio turnover, based on rigorous fundamental bottom-up company analysis with the aim of identifying companies with superior wealth generation prospects. Companies are regarded as a "global leader" based on 2 key criteria, that are those with strong or market leading position with a business model geared towards sustaining that position through competitive advantage, and those with within an industry sector with compelling prospects for expansion. ESG evaluation is integrated throughout the investment process. The fund runs a highly concentrated portfolio of ~25 holdings.

Performance

Price Performance – Maximum Period



Building Block Returns

BNY Mellon Global Leaders Fund

Ann. return (3-year):	9.44%
Ann. return (5-year):	5.58%
Ann. return (10-year):	—
Ann. Standard Deviation (5-year):	16.52%

This fund represents active exposure to global developed markets large caps growth-biased equities.

Benchmark Returns

SPDR MSCI All Country World UCITS ETF

Ann. return (3-year):	19.93%
Ann. return (5-year):	10.65%
Ann. return (10-year):	12.24%
Ann. Standard Deviation (5-year):	14.33%

[↗ Link to the Funds FairSheet](#)

The SPDR MSCI All Country World UCITS ETF tracks the MSCI All Country World Index (ACWI) and can be used to represent broad global equities exposures, returns and volatility.

FairHorizon Benchmark Returns

Dimensional Funds PLC - World Allocation 80/20 Fund

Ann. return (3-year):	15.12%
Ann. return (5-year):	7.92%
Ann. return (10-year):	—
Ann. Standard Deviation (5-year):	12.44%

[↗ Link to the Funds FairSheet](#)

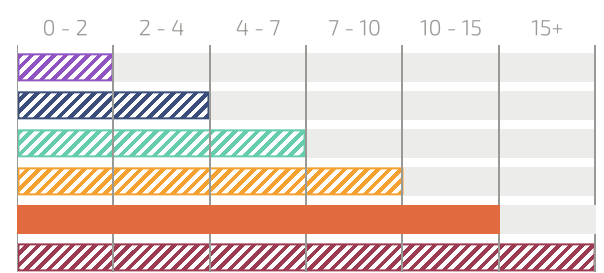
The Dimensional World Allocation 80/20 Fund is our FAIRHORIZON Orange reference benchmark solution that has 80% global developed equities and 20% global investment grade short-to-medium maturity bonds for global defensive equity-like returns and volatility.

BNY Mellon Global Leaders Fund

ISIN	IE00BYQQPN70
Management Style	Actively managed
Asset Class	<u>Global Equities - Growth</u>
TER	0.63% p.a.
Distribution policy	Accumulating
Inception	2017-05-19
Share Class	USD
Max. recommended Portfolio share	70%

The FairHorizon Context

Investment-Time-Horizon in years



Expected long-term return	2 - 4% p.a.
Expected volatility	3 - 5% p.a.

Why we prefer this fund

Relevance of strategy

This fund represents active exposure to global developed markets large caps growth-biased equities.

Manager expertise

The fund is managed by subsidiary Walter Scott, a boutique global equity specialist known for its long term fundamental bottom-up investment approach.

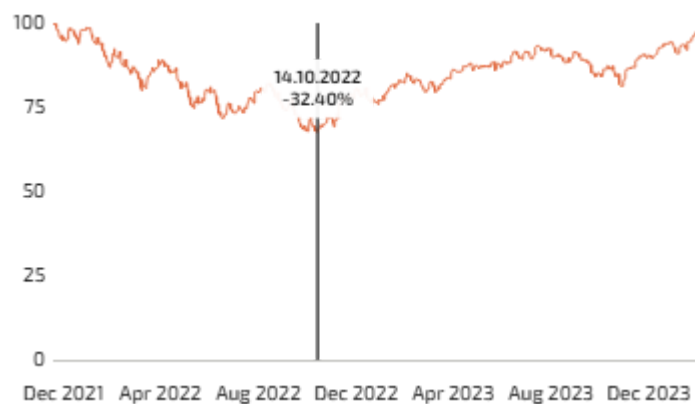
Differentiated portfolio

The fund focuses on a bottom-up investment approach through in-depth fundamental analysis to identify growth companies that have the ability to consistently compound wealth over the long term.

Performance

The fund is expected to typically not capture all of the upside in a sharply rising market, but can demonstrate resilience in difficult conditions.

Historical maximum drawdown & recovery time



Max drawdown (since inception)	-32.40%
Recovery Period	483 Days

Diversification



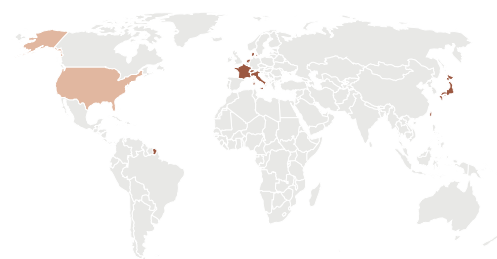
Top 10 Holdings

Microsoft Corp	7.11%
Amazon.com Inc	5.60%
AIA Group Ltd	5.34%
Amphenol Corp	5.10%
Mastercard Inc Class A Common	5.07%
NIKE Inc Class B	4.68%
ASML Holding NV	4.63%
Texas Instruments Inc	4.59%
Taiwan Semiconductor Manufactu	4.59%
Adobe Inc	4.59%



Sectors

Technology	25.52%
Consumer Discretionary	24.43%
Industrials	19.70%
Health Care	17.95%
Financials	10.41%
Cash	1.97%
Others	0.01%



Geography

U.S.A.	70.70%
Hong Kong	5.34%
Netherlands	4.63%
Taiwan	4.59%
Japan	4.42%
France	2.26%
Italy	2.09%
Switzerland	2.06%
Cash	1.97%
Denmark	1.92%
Others	0.01%

Like this Fund? Talk to us!

Would you like to learn more about this investment solution or about us?

[DISCUSS WITH OUR RESEARCH TEAM](#)



Mario Becker
CEO & Founder
mario@dfo.sg



Lim Chuin Hao
Head of Research
ch@dfo.sg